

Scaled data based on original data using  
LM-79-08 Approved Method: Electrical and Photometric Measurements of Solid-  
State Lighting Products

Test Report Prepared for  
Cooper Lighting Solutions  
(formerly Eaton)

Brand: McGRAW-EDISON

Report Number: P228120

Luminaire Tested: **ISC-AF-600-LED-E1-SL2-ULG**

Issue Date: 3/3/2020

**Test Information**

Test Method: LM-79-08  
Report Number: P228120  
TEST IS SCALED FROM IESNA LM-79-08 TEST DATA (P29761)-DOWNLIGHT AND  
Test Lab: INNOVATION CENTER-P2  
Issue Date: 3/3/2020  
Manufacturer: COOPER LIGHTING SOLUTIONS (FORMERLY EATON)  
Product Line: MCGRAW-EDISON  
Catalog Number: ISC-AF-600-LED-E1-SL2-ULG  
Description: IMPACT ELITE LED CYLINDER LUMINAIRE WITH UPLIGHT  
LIGHT SQUARE WITH ACCULED OPTICS-TYPE II W/SPILL CONTROL, WITH UPLIGHT  
GLOW  
Light Source: (16) 4000K CCT, 70 CRI LEDs and (1) UPLIGHT LED  
Ballast/Driver: ELECTRONIC DRIVER

**Summary**

Lumens per Lamp: N/A  
Luminaire Lumens: 5240.7 lumens  
Efficiency: N/A  
Efficacy: 104.0 lumens/watt  
Luminous Opening: Rectangular w/ Sides (W: 0.5' x L: 0.5' x H: 0.54')  
IES Classification: Type III - Medium - Non-Cutoff  
BUG Rating: B1 - U5 - G1

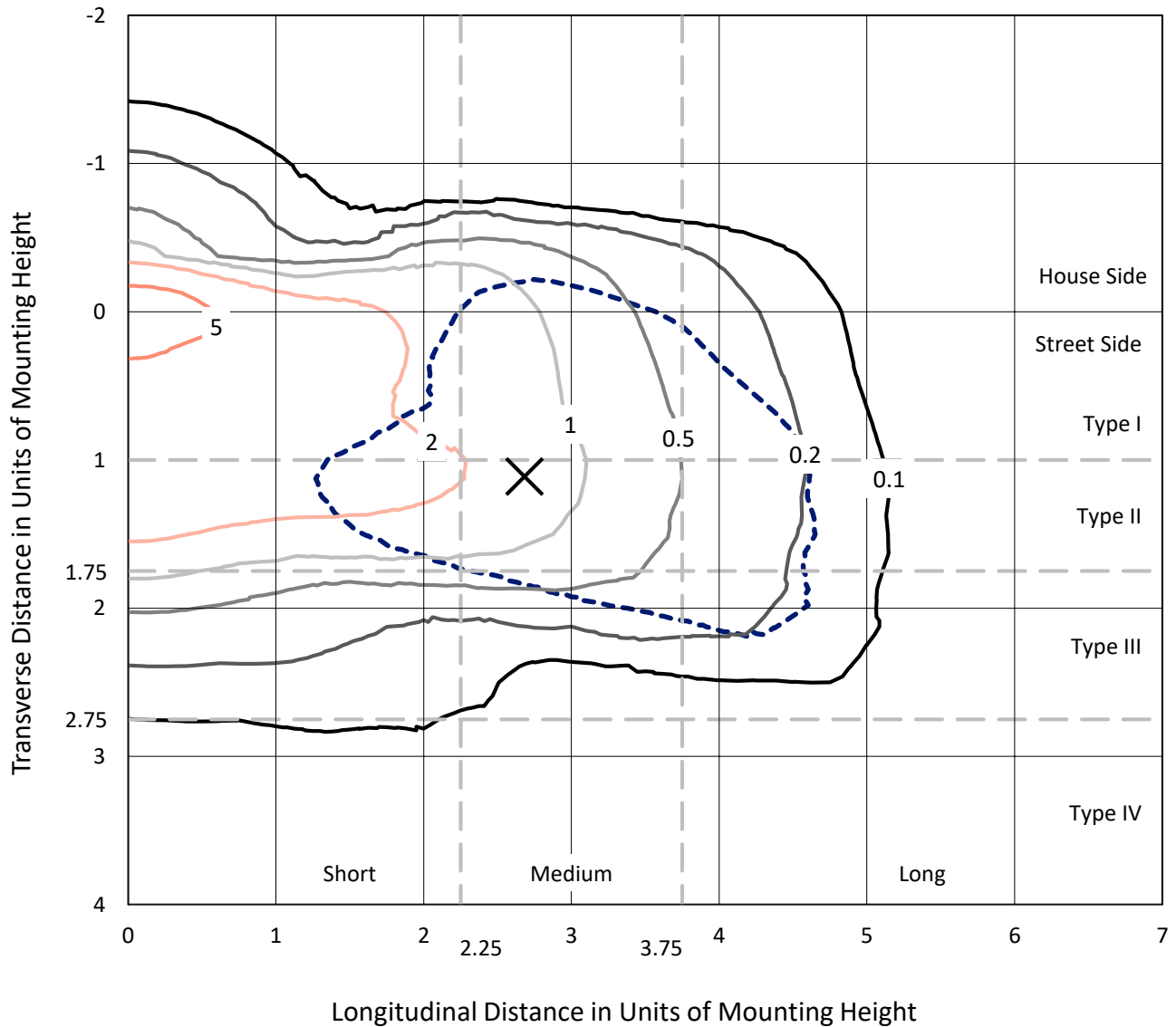
Input Watts (W): 50.4  
Input Voltage (V): 120  
Input Current (Ain): NR  
Voltage Rise (V): NR  
Power Factor: NR  
Total Harmonic Distortion (THDi): NR  
Frequency (hertz): 60  
Stabilization Time: NR  
Operation Time: NR  
Ambient Temperature (°C): NR  
Test Distance: 25 FT



REPORT NUMBER: P228120  
 CATALOG NUMBER: ISC-AF-600-LED-E1-SL2-ULG

### Iso-Footcandle Lines of Horizontal Illumination

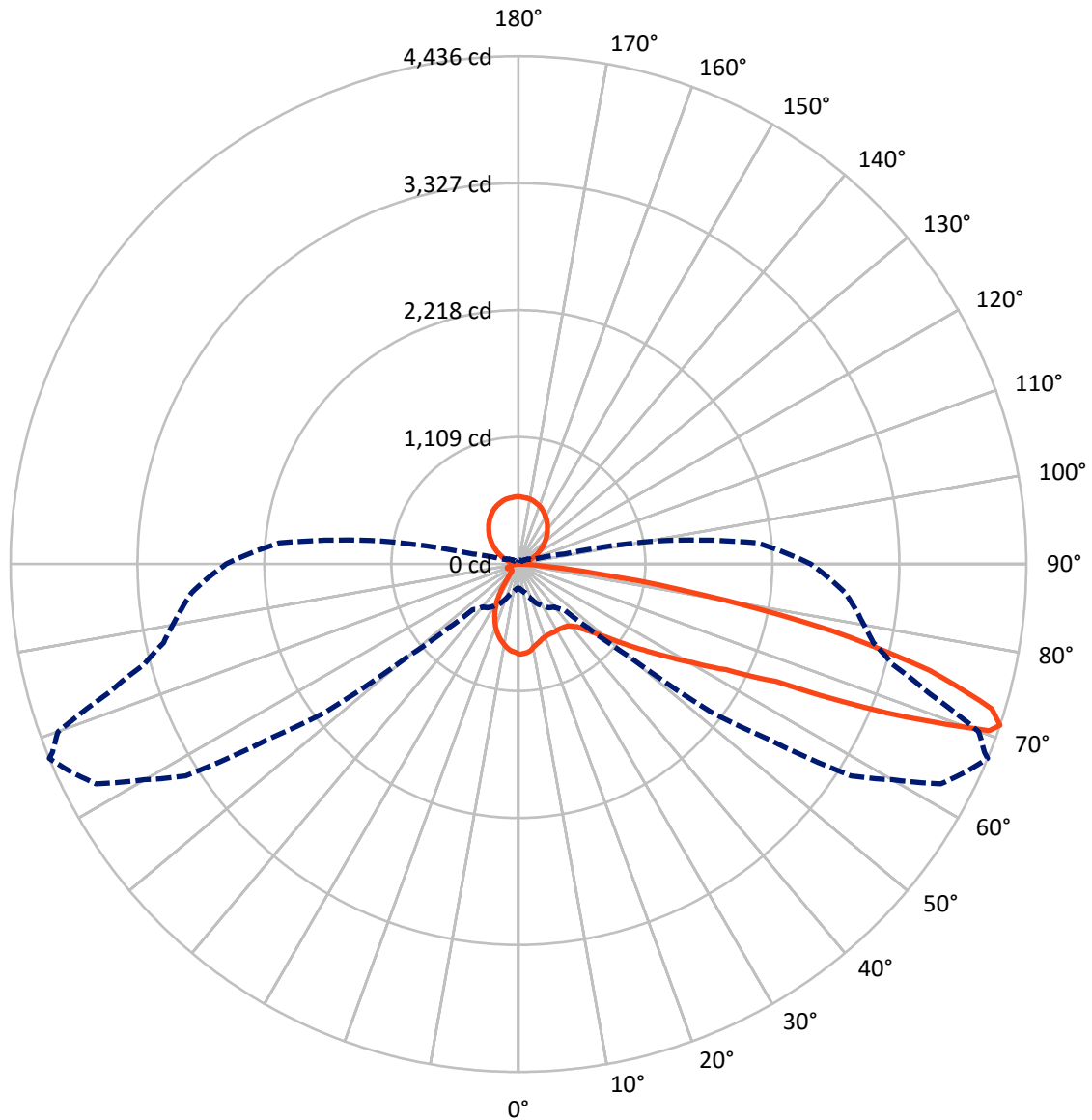
× Max cd  
 - - - 1/2 Max cd



Based on 10 foot mounting height. Maximum calculated value = 7.9 fc  
 Type III - Medium - Non-Cutoff

REPORT NUMBER: P228120  
CATALOG NUMBER: ISC-AF-600-LED-E1-SL2-ULG

### Luminous Intensity Polar Plot



— Vertical Plane Through 67.5-Deg Lateral    - - - Horizontal Cone Through 71-Deg Vertical

REPORT NUMBER: P228120

CATALOG NUMBER: ISC-AF-600-LED-E1-SL2-ULG

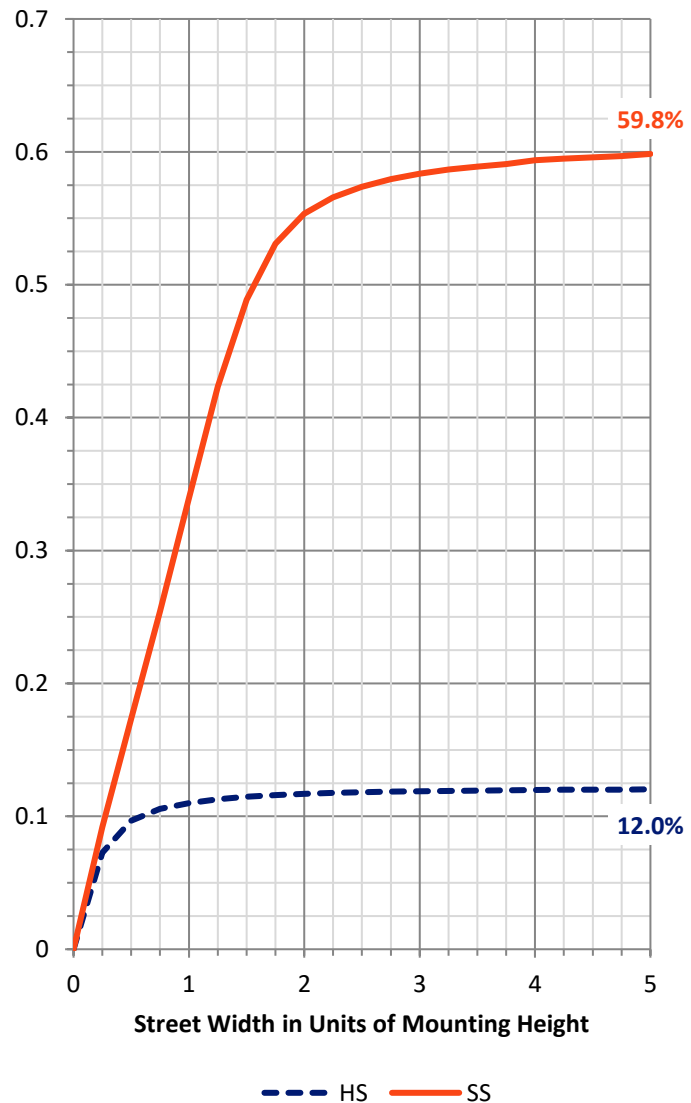
**FLUX DISTRIBUTION:**

		Downward	Upward	Total
<b>House Side</b>	Lumens	637.3	729.4	1366.7
	% Fixture	12.2	13.9	26.1
<b>Street Side</b>	Lumens	3144.6	729.4	3874.0
	% Fixture	60.0	13.9	73.9
<b>Total</b>	Lumens	3781.9	1458.9	5240.7
	% Fixture	72.2	27.8	100.0

**Coefficient of Utilization**

**ZONAL LUMENS:**

Zone	Lumens	% Fixture
0°-10°	68.8	1.3
10°-20°	164.5	3.1
20°-30°	223.7	4.3
30°-40°	305.8	5.8
40°-50°	460.8	8.8
50°-60°	730.2	13.9
60°-70°	966.7	18.4
70°-80°	770.1	14.7
80°-90°	91.3	1.7
90°-100°	4.8	0.1
100°-110°	70.6	1.3
110°-120°	156.6	3.0
120°-130°	229.0	4.4
130°-140°	271.7	5.2
140°-150°	275.5	5.3
150°-160°	236.4	4.5
160°-170°	158.7	3.0
170°-180°	55.6	1.1
0°-90°	3781.9	72.2
0°-180°	5240.7	100.0



REPORT NUMBER: P228120

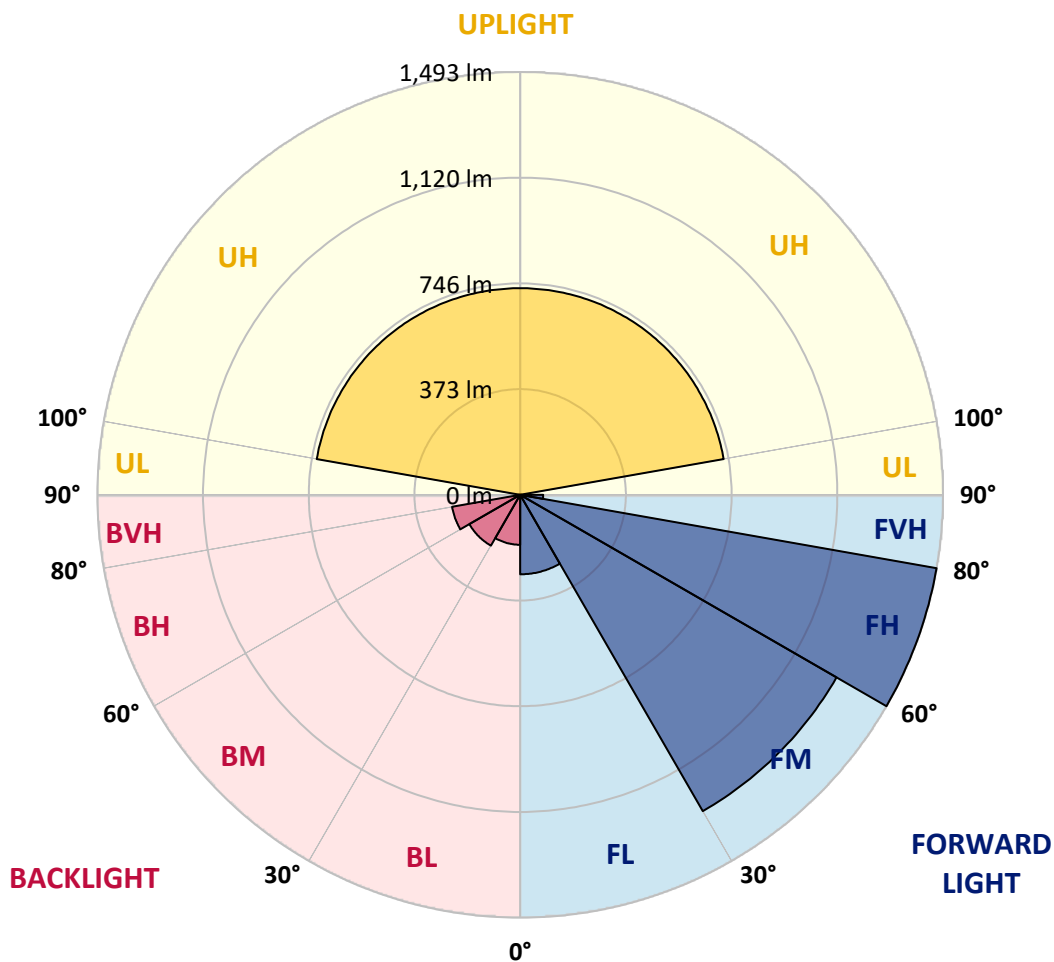
CATALOG NUMBER: ISC-AF-600-LED-E1-SL2-ULG

**LUMINAIRE CLASSIFICATION SYSTEM LUMEN TABLE AND BUG RATING:**

Zone		Lumens	% Fixture	Zone Rating/Lumen Limit		
				B	U	G
FL	(0°-30°)	280.6	5.4			
FM	(30°-60°)	1289.7	24.6			
FH	(60°-80°)	1492.9	28.5			G1/1800
FVH	(80°-90°)	81.4	1.6			G1/100
BL	(0°-30°)	176.4	3.4	B1/500		
BM	(30°-60°)	207.1	4.0	B0/220		
BH	(60°-80°)	243.9	4.7	B1/500		G1/500
BVH	(80°-90°)	9.9	0.2			G0/10
UL	(90°-100°)	4.8	0.1		U1/10	
UH	(100°-180°)	729.4	13.9		U4/1000	

**BUG Rating: B1-U5-G1**

Type III Medium





REPORT NUMBER: P228120

CATALOG NUMBER: ISC-AF-600-LED-E1-SL2-ULG

**CANDELA DISTRIBUTION (FULL):**

	0°	5°	15°	25°	35°	37.5°	40°	42.5°	45°	47.5°	50°
0°	788.1	788.1	788.1	788.1	788.1	788.1	788.1	788.1	788.1	788.1	788.1
2.5°	773.6	770.9	770.9	774.9	781.5	776.2	780.2	780.2	781.5	785.4	786.8
5°	716.8	711.6	716.8	722.1	736.6	734.0	738.0	741.8	749.8	751.2	761.7
7.5°	665.3	662.7	666.7	677.2	695.7	690.4	695.7	700.9	710.2	714.1	724.8
10°	625.7	621.7	627.1	634.9	653.5	652.1	654.8	661.3	672.0	674.5	687.7
12.5°	596.7	596.7	599.3	609.9	625.7	624.4	632.3	636.3	645.5	648.1	662.7
15°	582.2	578.2	583.5	592.7	608.6	608.6	613.9	617.8	631.0	632.3	645.5
17.5°	569.0	570.3	571.6	582.2	596.7	594.0	600.7	603.2	617.8	615.2	631.0
20°	569.0	571.6	570.3	576.8	587.5	582.2	590.0	591.4	607.2	603.2	620.4
22.5°	584.8	587.5	583.5	582.2	586.2	582.2	586.2	588.8	600.7	598.0	613.9
25°	612.5	617.8	612.5	603.2	599.3	588.8	591.4	595.4	604.6	598.0	612.5
27.5°	656.1	660.0	650.8	641.6	623.1	611.2	607.2	605.9	616.5	605.9	617.8
30°	706.2	711.6	703.6	686.4	660.0	640.3	632.3	628.4	634.9	619.1	631.0
32.5°	760.4	765.7	760.4	747.2	711.6	682.5	672.0	662.7	668.0	646.8	652.1
35°	815.8	821.1	826.3	818.5	772.2	739.3	722.1	714.1	712.9	686.4	687.7
37.5°	864.7	869.9	887.1	895.0	852.7	807.9	792.1	774.9	776.2	739.3	739.3
40°	924.0	930.7	953.1	971.6	943.9	889.8	871.2	852.7	852.7	803.9	805.3
42.5°	1004.5	1012.5	1027.0	1052.1	1042.9	987.5	967.6	942.5	945.2	887.1	885.8
45°	1118.1	1123.4	1123.4	1139.3	1140.6	1087.7	1074.5	1049.4	1054.8	980.8	984.8
47.5°	1266.0	1259.4	1233.0	1242.2	1252.8	1197.4	1185.4	1169.6	1176.2	1097.0	1104.9
50°	1403.3	1398.0	1343.9	1346.5	1384.8	1328.0	1324.0	1304.3	1313.5	1234.3	1246.2
52.5°	1454.7	1445.5	1391.4	1420.4	1527.4	1495.7	1502.3	1493.0	1498.3	1413.8	1411.2
55°	1396.6	1396.6	1363.7	1416.5	1634.3	1651.5	1705.6	1726.6	1749.1	1664.6	1646.1
57.5°	1235.6	1246.2	1251.5	1345.2	1617.1	1691.0	1794.1	1883.8	1998.6	1993.3	2021.0
60°	968.9	987.5	1017.8	1170.9	1543.2	1664.6	1797.9	1932.7	2091.0	2192.7	2343.2
62.5°	679.9	695.7	720.8	826.3	1328.0	1536.6	1729.3	1936.5	2138.6	2298.3	2496.3
65°	462.1	477.9	530.7	588.8	801.3	1104.9	1399.3	1742.5	2050.1	2347.2	2613.7
67.5°	332.7	341.9	382.8	480.5	533.4	588.8	698.4	1102.2	1481.1	2079.1	2468.6
70°	249.5	258.7	295.7	404.0	468.6	483.1	509.5	580.8	677.2	1168.3	1679.2
71°	208.6	221.8	266.7	380.2	466.0	477.9	489.8	532.0	563.6	826.3	1246.2
72.5°	146.5	155.8	198.0	351.2	447.5	475.3	503.0	501.7	499.0	563.6	753.8
75°	93.7	93.7	93.7	198.0	477.9	460.7	471.3	528.0	499.0	473.9	496.3
77.5°	74.0	72.6	68.6	99.0	373.6	467.3	495.0	509.5	537.3	495.0	472.6
80°	55.4	54.1	54.1	62.1	173.0	302.3	418.5	464.6	484.5	526.7	480.5
82.5°	29.1	29.1	31.7	36.9	64.7	105.6	216.5	356.4	398.6	401.3	405.3
85°	9.2	7.9	10.5	17.2	27.7	34.4	60.8	143.9	213.9	258.7	273.2
87.5°	0.0	0.0	0.0	0.0	0.0	0.0	0.0	4.0	5.3	9.2	11.9
90°	0.0	0.0	0.0	0.0	0.0	0.0	0.0	0.0	0.0	0.0	0.0
92.5°	0.0	0.0	0.0	0.0	0.0	0.0	0.0	0.0	0.0	0.0	0.0
95°	1.0	1.0	1.0	1.0	1.0	1.0	1.0	1.0	1.0	1.0	1.0
97.5°	2.0	2.0	2.0	3.1	4.1	5.3	6.6	8.0	9.2	10.2	11.3
100°	8.2	8.2	10.2	14.3	22.5	24.6	26.6	28.6	30.7	31.2	31.7
102.5°	28.6	28.6	32.7	38.9	46.0	47.3	48.6	49.9	51.1	51.4	51.7
105°	55.2	55.2	57.3	62.4	67.5	68.5	69.6	70.6	71.6	71.8	72.1
107.5°	79.8	78.8	81.8	85.9	90.0	90.8	91.6	92.3	93.1	93.6	94.1



REPORT NUMBER: P228120

CATALOG NUMBER: ISC-AF-600-LED-E1-SL2-ULG

**CANDELA DISTRIBUTION (continued):**

	0°	5°	15°	25°	35°	37.5°	40°	42.5°	45°	47.5°	50°
110°	103.3	104.3	105.4	108.4	112.5	113.0	113.5	114.1	114.6	115.1	115.6
112.5°	126.8	126.8	128.9	132.0	135.0	135.5	136.1	136.6	137.1	137.6	138.1
115°	149.4	150.4	152.4	154.5	157.5	158.0	158.6	159.1	159.6	160.1	160.6
117.5°	172.9	173.9	175.9	178.0	181.1	181.6	182.1	182.6	183.1	183.3	183.6
120°	197.4	199.5	200.5	202.5	205.6	205.8	206.1	206.4	206.6	207.1	207.7
122.5°	224.0	225.0	226.1	228.1	231.2	231.4	231.7	232.0	232.2	232.4	232.7
125°	249.6	251.6	252.7	253.7	256.8	257.0	257.3	257.6	257.8	258.0	258.3
127.5°	273.1	275.2	276.2	278.2	280.3	280.8	281.3	281.8	282.3	282.8	283.4
130°	296.7	298.7	299.7	300.7	304.8	305.0	305.4	305.7	305.9	306.4	306.9
132.5°	320.2	321.2	324.3	325.3	328.4	328.6	328.9	329.2	329.4	330.2	330.9
135°	343.7	344.7	346.8	348.8	352.9	352.9	352.9	352.9	352.9	353.7	354.5
137.5°	367.2	368.3	371.3	372.4	375.4	375.4	375.4	375.4	375.4	375.9	376.4
140°	390.8	391.8	393.8	394.9	396.9	397.1	397.4	397.7	397.9	398.1	398.4
142.5°	413.3	415.3	417.4	416.3	419.4	419.4	419.4	419.4	419.4	419.9	420.4
145°	434.8	435.8	437.8	437.8	440.9	441.1	441.4	441.7	441.9	442.4	442.9
147.5°	454.2	454.2	457.3	458.3	462.4	462.6	462.9	463.2	463.4	463.6	463.9
150°	471.6	472.6	474.6	475.7	479.8	480.0	480.3	480.6	480.8	481.0	481.3
152.5°	490.0	491.0	494.1	493.1	496.1	496.3	496.6	496.9	497.2	497.4	497.7
155°	510.5	511.5	513.5	512.5	514.5	514.5	514.5	514.5	514.5	514.7	515.1
157.5°	524.8	526.8	528.9	527.8	530.9	530.9	530.9	530.9	530.9	530.9	530.9
160°	537.0	539.1	541.1	541.1	544.2	544.2	544.2	544.2	544.2	544.2	544.2
162.5°	547.3	548.3	551.4	550.3	553.4	553.4	553.4	553.4	553.4	553.6	553.9
165°	558.5	559.6	561.6	560.6	564.7	564.7	564.7	564.7	564.7	564.9	565.2
167.5°	567.7	568.8	571.8	570.8	573.9	573.7	573.4	573.1	572.9	572.9	572.9
170°	574.9	575.9	579.0	578.0	580.0	579.8	579.5	579.2	579.0	578.8	578.5
172.5°	578.0	579.0	582.1	580.0	582.1	581.9	581.5	581.2	581.0	581.2	581.5
175°	580.0	582.1	583.1	582.1	585.1	585.1	585.1	585.1	585.1	585.3	585.6
177.5°	585.1	586.2	588.2	587.2	591.3	591.1	590.8	590.4	590.2	590.2	590.2
180°	589.2	589.2	589.2	589.2	589.2	589.2	589.2	589.2	589.2	589.2	589.2





REPORT NUMBER: P228120

CATALOG NUMBER: ISC-AF-600-LED-E1-SL2-ULG

**CANDELA DISTRIBUTION (continued):**

	52.5°	55°	57.5°	60°	62.5°	65°	67.5°	68°	70°	72.5°	75°
0°	788.1	788.1	788.1	788.1	788.1	788.1	788.1	788.1	788.1	788.1	788.1
2.5°	782.8	788.1	784.1	789.4	782.8	790.7	784.1	788.1	789.4	784.1	790.7
5°	755.0	770.9	765.7	777.5	772.2	782.8	777.5	788.1	788.1	784.1	793.4
7.5°	720.8	736.6	738.0	749.8	749.8	763.0	763.0	773.6	778.9	778.9	792.1
10°	686.4	700.9	703.6	716.8	719.4	735.3	735.3	749.8	760.4	764.3	780.2
12.5°	660.0	678.5	678.5	693.0	690.4	714.1	716.8	730.0	740.6	749.8	770.9
15°	644.3	661.3	661.3	675.9	673.2	697.0	700.9	714.1	730.0	735.3	764.3
17.5°	628.4	645.5	641.6	661.3	660.0	686.4	683.8	703.6	716.8	724.8	757.7
20°	615.2	634.9	632.3	652.1	646.8	675.9	675.9	695.7	708.9	715.5	753.8
22.5°	608.6	629.7	624.4	644.3	640.3	669.3	669.3	689.1	703.6	714.1	752.5
25°	608.6	627.1	621.7	644.3	637.6	669.3	668.0	687.7	702.3	711.6	753.8
27.5°	611.2	629.7	625.7	646.8	641.6	669.3	672.0	689.1	703.6	714.1	756.4
30°	620.4	637.6	628.4	648.1	644.3	670.6	669.3	687.7	702.3	715.5	756.4
32.5°	640.3	649.5	637.6	654.8	646.8	673.2	673.2	686.4	703.6	719.4	756.4
35°	668.0	674.5	656.1	668.0	653.5	679.9	678.5	693.0	706.2	719.4	759.0
37.5°	707.6	715.5	686.4	697.0	673.2	694.4	689.1	706.2	719.4	727.4	772.2
40°	767.0	769.6	731.3	739.3	706.2	724.8	711.6	735.3	741.8	747.2	792.1
42.5°	839.5	842.2	793.4	798.6	756.4	772.2	749.8	774.9	784.1	782.8	831.7
45°	929.4	930.7	875.2	879.2	830.3	843.5	815.8	837.0	843.5	839.5	889.8
47.5°	1027.0	1037.6	975.6	980.8	929.4	935.9	901.6	925.4	925.4	921.4	972.9
50°	1156.4	1172.2	1099.7	1107.5	1048.1	1053.4	1013.8	1038.9	1036.2	1025.7	1083.8
52.5°	1317.5	1332.0	1255.4	1266.0	1202.6	1205.2	1156.4	1185.4	1177.5	1160.3	1227.6
55°	1514.2	1515.5	1444.2	1453.4	1390.1	1386.1	1325.3	1361.0	1349.2	1325.3	1387.4
57.5°	1829.6	1791.4	1673.9	1671.2	1602.6	1597.3	1519.4	1563.0	1543.2	1493.0	1574.8
60°	2337.9	2349.7	2050.1	2003.9	1875.9	1852.1	1749.1	1799.3	1775.5	1693.7	1774.2
62.5°	2624.4	2813.1	2794.6	2628.3	2298.3	2208.6	2034.2	2093.7	2031.6	1911.5	1986.8
65°	2836.8	3093.0	3240.8	3400.6	3252.7	2885.7	2473.8	2557.0	2405.2	2176.8	2249.5
67.5°	2916.1	3225.0	3536.5	3763.5	3918.0	3945.7	3469.2	3491.6	3118.1	2661.3	2670.5
70°	2501.5	2957.0	3566.9	3854.7	4161.0	4311.4	4361.6	4337.8	4096.2	3449.4	3202.6
71°	2120.1	2671.8	3445.4	3766.2	4158.3	4303.5	4435.5	4390.6	4278.4	3762.2	3383.4
72.5°	1436.2	2129.3	3090.3	3497.0	4019.7	4125.3	4323.3	4244.1	4220.3	3996.0	3552.4
75°	675.9	1061.3	2010.5	2625.6	3401.8	3503.5	3710.8	3613.1	3551.1	3627.6	3379.4
77.5°	497.7	579.5	1103.6	1631.6	2473.8	2617.7	2795.9	2675.8	2596.7	2673.2	2500.3
80°	452.8	455.4	571.6	860.7	1475.8	1561.6	1628.9	1531.3	1411.2	1405.9	1246.2
82.5°	417.2	394.8	370.9	455.4	756.4	719.4	665.3	616.5	479.2	384.1	277.2
85°	265.4	290.4	264.0	249.5	301.0	248.2	196.7	188.7	133.3	89.8	83.2
87.5°	18.5	21.1	25.1	29.1	35.6	29.1	18.5	22.4	13.2	0.0	6.6
90°	0.0	0.0	0.0	0.0	0.0	0.0	0.0	0.0	0.0	0.0	0.0
92.5°	0.0	0.0	0.0	0.0	0.0	0.0	0.0	0.0	0.0	0.0	0.0
95°	1.0	1.0	1.0	1.0	1.0	1.0	1.0	1.0	1.0	1.0	1.0
97.5°	12.3	13.3	11.8	10.2	8.7	7.2	6.6	6.5	6.1	5.6	5.1
100°	32.2	32.7	32.2	31.7	31.2	30.7	29.9	29.8	29.2	28.4	27.6
102.5°	52.0	52.2	52.0	51.7	51.4	51.1	50.6	50.5	50.1	49.6	49.1
105°	72.4	72.6	72.6	72.6	72.6	72.6	72.1	72.0	71.6	71.1	70.6
107.5°	94.6	95.1	94.9	94.6	94.3	94.1	93.9	93.8	93.6	93.3	93.1



REPORT NUMBER: P228120

CATALOG NUMBER: ISC-AF-600-LED-E1-SL2-ULG

**CANDELA DISTRIBUTION (continued):**

	52.5°	55°	57.5°	60°	62.5°	65°	67.5°	68°	70°	72.5°	75°
110°	116.1	116.6	116.6	116.6	116.6	116.6	116.4	116.3	116.1	115.8	115.6
112.5°	138.6	139.1	139.1	139.1	139.1	139.1	138.9	138.8	138.6	138.3	138.1
115°	161.1	161.6	161.6	161.6	161.6	161.6	161.6	161.6	161.6	161.6	161.6
117.5°	183.9	184.1	184.3	184.6	184.9	185.2	184.9	184.8	184.6	184.3	184.1
120°	208.2	208.7	208.7	208.7	208.7	208.7	208.7	208.7	208.7	208.7	208.7
122.5°	233.0	233.2	233.2	233.2	233.2	233.2	233.4	233.5	233.7	234.1	234.3
125°	258.6	258.8	259.0	259.3	259.6	259.8	259.8	259.8	259.8	259.8	259.8
127.5°	283.9	284.4	284.2	283.9	283.6	283.4	283.6	283.7	283.9	284.2	284.4
130°	307.4	307.9	307.9	307.9	307.9	307.9	308.1	308.2	308.4	308.7	308.9
132.5°	331.6	332.5	332.5	332.5	332.5	332.5	332.7	332.8	333.0	333.3	333.5
135°	355.2	356.0	356.0	356.0	356.0	356.0	356.2	356.3	356.5	356.8	357.0
137.5°	377.0	377.5	377.5	377.5	377.5	377.5	377.7	377.8	378.0	378.3	378.5
140°	398.7	399.0	399.0	399.0	399.0	399.0	399.5	399.6	400.0	400.5	401.0
142.5°	420.9	421.5	421.5	421.5	421.5	421.5	421.7	421.8	422.0	422.3	422.5
145°	443.4	444.0	443.8	443.4	443.1	442.9	443.1	443.2	443.4	443.8	444.0
147.5°	464.2	464.4	463.9	463.4	462.9	462.4	462.6	462.7	462.9	463.2	463.4
150°	481.6	481.8	481.3	480.8	480.3	479.8	479.8	479.8	479.8	479.8	479.8
152.5°	498.0	498.2	498.0	497.7	497.4	497.2	497.2	497.2	497.2	497.2	497.2
155°	515.4	515.6	515.4	515.1	514.7	514.5	514.7	514.9	515.1	515.4	515.6
157.5°	530.9	530.9	530.4	529.9	529.4	528.9	529.1	529.2	529.4	529.7	529.9
160°	544.2	544.2	543.7	543.2	542.7	542.2	542.2	542.2	542.2	542.2	542.2
162.5°	554.2	554.4	553.9	553.4	552.9	552.4	551.9	551.8	551.4	550.9	550.3
165°	565.5	565.7	564.9	564.2	563.4	562.6	562.1	562.0	561.6	561.1	560.6
167.5°	572.9	572.9	572.3	571.8	571.3	570.8	571.0	571.1	571.3	571.6	571.8
170°	578.2	578.0	577.8	577.5	577.1	576.9	577.5	577.6	578.0	578.5	579.0
172.5°	581.9	582.1	581.5	581.0	580.5	580.0	580.2	580.3	580.5	580.8	581.0
175°	585.9	586.2	585.3	584.6	583.9	583.1	582.6	582.5	582.1	581.5	581.0
177.5°	590.2	590.2	589.4	588.7	588.0	587.2	587.2	587.2	587.2	587.2	587.2
180°	589.2	589.2	589.2	589.2	589.2	589.2	589.2	589.2	589.2	589.2	589.2



REPORT NUMBER: P228120

CATALOG NUMBER: ISC-AF-600-LED-E1-SL2-ULG

**CANDELA DISTRIBUTION (continued):**

	77.5°	80°	85°	90°	95°	100°	102.5°	105°	107.5°	110°	112.5°
0°	788.1	788.1	788.1	788.1	788.1	788.1	788.1	788.1	788.1	788.1	788.1
2.5°	781.5	788.1	790.7	789.4	786.8	784.1	774.9	781.5	772.2	778.9	770.9
5°	785.4	794.7	796.1	793.4	790.7	785.4	769.6	778.9	768.3	773.6	761.7
7.5°	784.1	798.6	799.9	797.3	792.1	782.8	767.0	773.6	756.4	760.4	744.5
10°	777.5	798.6	799.9	793.4	785.4	770.9	752.5	755.0	738.0	738.0	716.8
12.5°	770.9	796.1	802.6	793.4	780.2	760.4	739.3	736.6	716.8	715.5	691.7
15°	770.9	798.6	807.9	796.1	776.2	748.5	723.4	718.1	695.7	689.1	662.7
17.5°	769.6	798.6	811.8	796.1	772.2	736.6	704.9	699.7	670.6	660.0	629.7
20°	768.3	801.3	814.5	793.4	760.4	722.1	686.4	675.9	644.3	627.1	591.4
22.5°	767.0	806.6	817.1	790.7	752.5	703.6	666.7	648.1	611.2	588.8	546.6
25°	773.6	813.1	818.5	788.1	740.6	683.8	644.3	619.1	578.2	549.1	499.0
27.5°	776.2	819.8	821.1	782.8	726.1	662.7	620.4	586.2	539.9	504.3	447.5
30°	784.1	821.1	817.1	772.2	708.9	636.3	592.7	550.4	499.0	452.8	385.4
32.5°	786.8	825.0	814.5	760.4	691.7	609.9	561.1	512.2	450.2	396.0	314.1
35°	792.1	827.7	811.8	753.8	673.2	582.2	528.0	472.6	401.3	332.7	239.0
37.5°	799.9	839.5	818.5	751.2	664.0	558.4	491.1	431.7	343.2	262.7	158.5
40°	819.8	863.4	830.3	755.0	657.5	538.6	455.4	389.4	277.2	194.1	109.6
42.5°	859.4	904.3	860.7	774.9	661.3	521.4	418.5	344.5	209.9	138.6	91.0
45°	918.8	957.1	910.8	807.9	677.2	512.2	384.1	298.3	150.5	110.9	83.2
47.5°	1005.9	1042.9	984.8	860.7	704.9	508.2	348.5	249.5	116.2	100.4	80.5
50°	1120.7	1164.3	1091.7	943.9	756.4	512.2	310.3	203.3	101.7	97.7	79.2
52.5°	1262.0	1304.3	1231.6	1066.6	840.9	534.6	269.3	176.9	96.4	96.4	77.8
55°	1421.7	1481.1	1409.8	1237.0	971.6	583.5	244.2	167.7	96.4	97.7	76.5
57.5°	1610.5	1660.7	1597.3	1400.6	1128.7	664.0	246.8	176.9	96.4	97.7	75.3
60°	1795.3	1857.4	1784.7	1609.2	1308.3	785.4	301.0	224.4	100.4	101.7	75.3
62.5°	1988.1	2035.6	1976.1	1791.4	1511.5	935.9	409.2	324.8	116.2	120.1	80.5
65°	2199.2	2277.2	2215.1	2063.3	1799.3	1176.2	615.2	487.1	171.7	139.9	88.5
67.5°	2564.9	2596.7	2566.3	2427.7	2135.9	1374.2	732.6	495.0	171.7	136.0	99.0
70°	3060.0	2988.7	2852.7	2594.0	2171.5	1233.0	525.4	302.3	146.5	129.4	104.2
71°	3174.8	3065.3	2864.6	2553.1	2097.7	1112.9	408.0	239.0	137.3	126.7	104.2
72.5°	3244.8	3081.1	2777.5	2432.9	1952.4	876.6	269.3	187.4	125.4	120.1	100.4
75°	3153.7	2851.4	2452.7	2105.5	1598.7	455.4	169.0	142.6	106.9	104.2	87.2
77.5°	2504.2	2238.8	1809.8	1530.0	1028.4	201.9	121.4	108.2	84.5	81.8	67.3
80°	1168.3	937.2	549.1	471.3	323.5	118.8	83.2	74.0	60.8	58.1	47.6
82.5°	212.6	159.7	124.1	120.1	108.2	70.0	48.8	44.9	38.3	36.9	30.4
85°	72.6	70.0	52.8	52.8	54.1	36.9	27.7	26.4	19.8	19.8	13.2
87.5°	1.3	6.6	6.6	9.2	7.9	6.6	2.7	4.0	1.3	4.0	0.0
90°	0.0	0.0	0.0	0.0	0.0	0.0	0.0	0.0	0.0	0.0	0.0
92.5°	0.0	0.0	0.0	0.0	0.0	0.0	0.0	0.0	0.0	0.0	0.0
95°	1.0	1.0	1.0	1.0	1.0	1.0	1.0	1.0	1.0	1.0	1.0
97.5°	4.9	4.6	4.1	4.1	4.1	4.6	4.9	5.1	5.6	6.1	6.6
100°	27.4	27.1	26.6	25.6	26.6	27.1	27.4	27.6	28.4	29.2	29.9
102.5°	49.3	49.6	50.1	49.1	50.1	49.6	49.3	49.1	49.6	50.1	50.6
105°	71.1	71.6	72.6	70.6	72.6	71.6	71.1	70.6	71.1	71.6	72.1
107.5°	93.3	93.6	94.1	93.1	94.1	93.6	93.3	93.1	93.3	93.6	93.9



REPORT NUMBER: P228120  
 CATALOG NUMBER: ISC-AF-600-LED-E1-SL2-ULG

REPORT N  
 CATALOG

**CANDELA DISTRIBUTION (continued):**

**CANDELA**

	77.5°	80°	85°	90°	95°	100°	102.5°	105°	107.5°	110°	112.5°	
110°	115.8	116.1	116.6	115.6	116.6	116.1	115.8	115.6	115.8	116.1	116.4	0°
112.5°	138.6	139.1	140.1	138.1	140.1	139.1	138.6	138.1	138.3	138.6	138.9	2.5°
115°	162.1	162.6	163.7	162.6	163.7	162.6	162.1	161.6	161.6	161.6	161.6	5°
117.5°	184.6	185.2	186.2	184.1	186.2	185.2	184.6	184.1	184.3	184.6	184.9	7.5°
120°	209.2	209.7	210.7	208.7	210.7	209.7	209.2	208.7	208.7	208.7	208.7	10°
122.5°	235.3	236.3	238.3	237.3	238.3	236.3	235.3	234.3	234.1	233.7	233.4	12.5°
125°	260.6	261.4	262.9	261.9	262.9	261.4	260.6	259.8	259.8	259.8	259.8	15°
127.5°	285.2	285.9	287.4	284.4	287.4	285.9	285.2	284.4	284.2	283.9	283.6	17.5°
130°	309.7	310.5	312.0	310.0	312.0	310.5	309.7	308.9	308.7	308.4	308.1	20°
132.5°	334.3	335.0	336.6	334.5	336.6	335.0	334.3	333.5	333.3	333.0	332.7	22.5°
135°	357.5	358.0	359.1	358.0	359.1	358.0	357.5	357.0	356.8	356.5	356.2	25°
137.5°	379.5	380.5	382.6	380.5	382.6	380.5	379.5	378.5	378.3	378.0	377.7	27.5°
140°	402.0	403.0	405.1	403.0	405.1	403.0	402.0	401.0	400.5	400.0	399.5	30°
142.5°	423.3	424.0	425.5	424.5	425.5	424.0	423.3	422.5	422.3	422.0	421.7	32.5°
145°	444.8	445.5	447.0	445.0	447.0	445.5	444.8	444.0	443.8	443.4	443.1	35°
147.5°	464.2	464.9	466.5	463.4	466.5	464.9	464.2	463.4	463.2	462.9	462.6	37.5°
150°	480.8	481.8	483.9	480.8	483.9	481.8	480.8	479.8	479.8	479.8	479.8	40°
152.5°	498.0	498.7	500.2	497.2	500.2	498.7	498.0	497.2	497.2	497.2	497.2	42.5°
155°	516.4	517.1	518.6	516.6	518.6	517.1	516.4	515.6	515.4	515.1	514.7	45°
157.5°	531.1	532.4	535.0	531.9	535.0	532.4	531.1	529.9	529.7	529.4	529.1	47.5°
160°	543.0	543.7	545.2	543.2	545.2	543.7	543.0	542.2	542.2	542.2	542.2	50°
162.5°	550.9	551.4	552.4	549.3	552.4	551.4	550.9	550.3	550.9	551.4	551.9	52.5°
165°	561.1	561.6	562.6	560.6	562.6	561.6	561.1	560.6	561.1	561.6	562.1	55°
167.5°	572.9	573.9	575.9	573.9	575.9	573.9	572.9	571.8	571.6	571.3	571.0	57.5°
170°	580.2	581.5	584.1	582.1	584.1	581.5	580.2	579.0	578.5	578.0	577.5	60°
172.5°	581.9	582.6	584.1	581.0	584.1	582.6	581.9	581.0	580.8	580.5	580.2	62.5°
175°	581.9	582.6	584.1	581.0	584.1	582.6	581.9	581.0	581.5	582.1	582.6	65°
177.5°	588.0	588.7	590.2	587.2	590.2	588.7	588.0	587.2	587.2	587.2	587.2	67.5°
180°	589.2	589.2	589.2	589.2	589.2	589.2	589.2	589.2	589.2	589.2	589.2	70°
												71°
												72.5°
												75°
												77.5°
												80°
												82.5°
												85°
												87.5°
												90°
												92.5°
												95°
												97.5°
												100°
												102.5°
												105°
												107.5°

NUMBER: P228120  
 NUMBER: ISC-AF-600-LED-E1-SL2-ULG

REPORT NUMBER: P  
 CATALOG NUMBER:

**DISTRIBUTION (continued):**

**CANDELA DISTRIBUTION**

115°	117.5°	120°	122.5°	125°	127.5°	130°	135°	145°	155°	165°	110°	115°
788.1	788.1	788.1	788.1	788.1	788.1	788.1	788.1	788.1	788.1	788.1	110°	116.6
777.5	767.0	776.2	767.0	772.2	761.7	768.3	764.3	764.3	760.4	757.7	112.5°	139.1
765.7	752.5	759.0	748.5	753.8	738.0	741.8	735.3	722.1	714.1	703.6	115°	161.6
748.5	728.6	734.0	718.1	722.1	700.9	704.9	693.0	668.0	652.1	636.3	117.5°	185.2
718.1	699.7	700.9	681.2	679.9	658.7	654.8	638.9	602.0	575.5	554.4	120°	208.7
687.7	666.7	664.0	640.3	636.3	611.2	605.9	580.8	526.7	475.3	442.2	122.5°	233.2
656.1	629.7	621.7	596.7	582.2	561.1	546.6	509.5	431.7	364.4	320.8	125°	259.8
620.4	586.2	574.3	545.2	524.1	492.3	471.3	421.1	320.8	248.2	217.8	127.5°	283.4
574.3	537.3	516.2	479.2	451.4	413.2	386.8	322.1	213.9	176.9	173.0	130°	307.9
522.7	479.2	452.8	406.6	372.3	331.3	289.1	217.8	151.8	143.9	149.1	132.5°	332.5
468.6	414.5	380.2	323.5	277.2	229.7	190.1	145.3	124.1	122.8	130.7	135°	356.0
404.0	341.9	293.1	225.8	183.5	146.5	129.4	114.9	105.6	106.9	114.9	137.5°	377.5
332.7	252.2	200.7	141.3	122.8	106.9	104.2	99.0	95.0	97.7	103.0	140°	399.0
248.2	161.0	129.4	101.7	100.4	91.0	93.7	91.0	89.8	91.0	95.0	142.5°	421.5
167.7	106.9	101.7	87.2	89.8	83.2	87.2	85.8	84.5	84.5	87.2	145°	442.9
116.2	88.5	91.0	80.5	84.5	79.2	83.2	81.8	80.5	79.2	80.5	147.5°	462.4
96.4	80.5	84.5	76.5	80.5	75.3	79.2	77.8	76.5	74.0	74.0	150°	479.8
88.5	76.5	80.5	72.6	77.8	71.3	76.5	74.0	71.3	68.6	70.0	152.5°	497.2
85.8	74.0	77.8	70.0	75.3	68.6	72.6	71.3	66.0	64.7	66.0	155°	514.5
83.2	72.6	76.5	68.6	72.6	66.0	70.0	67.3	62.1	60.8	62.1	157.5°	528.9
81.8	70.0	74.0	66.0	70.0	64.7	67.3	64.7	59.4	58.1	58.1	160°	542.2
80.5	68.6	72.6	63.3	67.3	59.4	63.3	60.8	55.4	54.1	54.1	162.5°	552.4
80.5	67.3	70.0	60.8	64.7	56.8	59.4	56.8	54.1	51.5	51.5	165°	562.6
79.2	64.7	68.6	58.1	60.8	54.1	56.8	54.1	50.1	48.8	48.8	167.5°	570.8
79.2	63.3	67.3	56.8	59.4	51.5	54.1	51.5	47.6	46.2	46.2	170°	576.9
83.2	66.0	68.6	58.1	59.4	51.5	52.8	48.8	44.9	44.9	43.6	172.5°	580.0
91.0	74.0	74.0	60.8	60.8	51.5	52.8	47.6	42.2	42.2	42.2	175°	583.1
99.0	81.8	80.5	64.7	63.3	51.5	51.5	44.9	39.6	39.6	39.6	177.5°	587.2
104.2	85.8	83.2	66.0	63.3	50.1	48.8	42.2	36.9	36.9	36.9	180°	589.2
103.0	85.8	81.8	64.7	60.8	47.6	47.6	40.9	35.6	35.6	34.4		
97.7	80.5	76.5	60.8	58.1	44.9	44.9	38.3	33.0	33.0	31.7		
83.2	68.6	64.7	51.5	48.8	39.6	38.3	31.7	29.1	27.7	27.7		
64.7	54.1	50.1	40.9	39.6	31.7	30.4	26.4	23.7	23.7	22.4		
46.2	38.3	35.6	27.7	25.1	21.1	22.4	19.8	18.5	18.5	17.2		
27.7	19.8	19.8	15.9	17.2	13.2	14.5	14.5	13.2	10.5	10.5		
14.5	9.2	11.9	6.6	9.2	4.0	6.6	5.3	5.3	4.0	4.0		
2.7	0.0	1.3	0.0	1.3	0.0	0.0	0.0	0.0	0.0	0.0		
0.0	0.0	0.0	0.0	0.0	0.0	0.0	0.0	0.0	0.0	0.0		
0.0	0.0	0.0	0.0	0.0	0.0	0.0	0.0	0.0	0.0	0.0		
1.0	1.0	1.0	1.0	1.0	1.0	1.0	1.0	1.0	1.0	1.0		
7.2	8.7	10.2	11.8	13.3	12.3	11.3	9.2	4.1	3.1	2.0		
30.7	31.2	31.7	32.2	32.7	32.2	31.7	30.7	22.5	14.3	10.2		
51.1	51.4	51.7	52.0	52.2	52.0	51.7	51.1	46.0	38.9	32.7		
72.6	72.6	72.6	72.6	72.6	72.4	72.1	71.6	67.5	62.4	57.3		
94.1	94.3	94.6	94.9	95.1	94.6	94.1	93.1	90.0	85.9	81.8		

'228120  
 ISC-AF-600-LED-E1-SL2-ULG

REPORT NUMBER: P228120  
 CATALOG NUMBER: ISC-AF-60

**TION (continued):**

**CANDELA DISTRIBUTION (con**

117.5°	120°	122.5°	125°	127.5°	130°	135°	145°	155°	165°		175°	180°
116.6	116.6	116.6	116.6	116.1	115.6	114.6	112.5	108.4	105.4	0°	788.1	788.1
139.1	139.1	139.1	139.1	138.6	138.1	137.1	135.0	132.0	128.9	2.5°	749.8	751.2
161.6	161.6	161.6	161.6	161.1	160.6	159.6	157.5	154.5	152.4	5°	698.4	700.9
184.9	184.6	184.3	184.1	183.9	183.6	183.1	181.1	178.0	175.9	7.5°	624.4	628.4
208.7	208.7	208.7	208.7	208.2	207.7	206.6	205.6	202.5	200.5	10°	535.9	538.6
233.2	233.2	233.2	233.2	233.0	232.7	232.2	231.2	228.1	226.1	12.5°	422.5	422.5
259.6	259.3	259.0	258.8	258.6	258.3	257.8	256.8	253.7	252.7	15°	295.7	298.3
283.6	283.9	284.2	284.4	283.9	283.4	282.3	280.3	278.2	276.2	17.5°	207.2	208.6
307.9	307.9	307.9	307.9	307.4	306.9	305.9	304.8	300.7	299.7	20°	174.2	175.5
332.5	332.5	332.5	332.5	331.6	330.9	329.4	328.4	325.3	324.3	22.5°	155.8	157.1
356.0	356.0	356.0	356.0	355.2	354.5	352.9	352.9	348.8	346.8	25°	138.6	139.9
377.5	377.5	377.5	377.5	377.0	376.4	375.4	375.4	372.4	371.3	27.5°	120.1	121.4
399.0	399.0	399.0	399.0	398.7	398.4	397.9	396.9	394.9	393.8	30°	108.2	109.6
421.5	421.5	421.5	421.5	420.9	420.4	419.4	419.4	416.3	417.4	32.5°	97.7	99.0
443.1	443.4	443.8	444.0	443.4	442.9	441.9	440.9	437.8	437.8	35°	88.5	88.5
462.9	463.4	463.9	464.4	464.2	463.9	463.4	462.4	458.3	457.3	37.5°	81.8	81.8
480.3	480.8	481.3	481.8	481.6	481.3	480.8	479.8	475.7	474.6	40°	75.3	75.3
497.4	497.7	498.0	498.2	498.0	497.7	497.2	496.1	493.1	494.1	42.5°	71.3	71.3
514.7	515.1	515.4	515.6	515.4	515.1	514.5	514.5	512.5	513.5	45°	67.3	67.3
529.4	529.9	530.4	530.9	530.9	530.9	530.9	530.9	527.8	528.9	47.5°	63.3	63.3
542.7	543.2	543.7	544.2	544.2	544.2	544.2	544.2	541.1	541.1	50°	59.4	60.8
552.9	553.4	553.9	554.4	554.2	553.9	553.4	553.4	550.3	551.4	52.5°	55.4	55.4
563.4	564.2	564.9	565.7	565.5	565.2	564.7	564.7	560.6	561.6	55°	51.5	51.5
571.3	571.8	572.3	572.9	572.9	572.9	572.9	573.9	570.8	571.8	57.5°	47.6	48.8
577.1	577.5	577.8	578.0	578.2	578.5	579.0	580.0	578.0	579.0	60°	44.9	44.9
580.5	581.0	581.5	582.1	581.9	581.5	581.0	582.1	580.0	582.1	62.5°	42.2	42.2
583.9	584.6	585.3	586.2	585.9	585.6	585.1	585.1	582.1	583.1	65°	40.9	40.9
588.0	588.7	589.4	590.2	590.2	590.2	590.2	591.3	587.2	588.2	67.5°	38.3	38.3
589.2	589.2	589.2	589.2	589.2	589.2	589.2	589.2	589.2	589.2	70°	35.6	35.6
										71°	34.4	34.4
										72.5°	31.7	31.7
										75°	27.7	26.4
										77.5°	22.4	22.4
										80°	17.2	15.9
										82.5°	10.5	9.2
										85°	4.0	2.7
										87.5°	0.0	0.0
										90°	0.0	0.0
										92.5°	0.0	0.0
										95°	1.0	1.0
										97.5°	2.0	2.0
										100°	8.2	8.2
										102.5°	28.6	28.6
										105°	55.2	55.2
										107.5°	78.8	79.8



REPORT NUMBER: P228120

CATALOG NUMBER: ISC-AF-600-LED-E1-S

**CANDELA DISTRIBUTION (continued):**

	175°	180°
110°	104.3	103.3
112.5°	126.8	126.8
115°	150.4	149.4
117.5°	173.9	172.9
120°	199.5	197.4
122.5°	225.0	224.0
125°	251.6	249.6
127.5°	275.2	273.1
130°	298.7	296.7
132.5°	321.2	320.2
135°	344.7	343.7
137.5°	368.3	367.2
140°	391.8	390.8
142.5°	415.3	413.3
145°	435.8	434.8
147.5°	454.2	454.2
150°	472.6	471.6
152.5°	491.0	490.0
155°	511.5	510.5
157.5°	526.8	524.8
160°	539.1	537.0
162.5°	548.3	547.3
165°	559.6	558.5
167.5°	568.8	567.7
170°	575.9	574.9
172.5°	579.0	578.0
175°	582.1	580.0
177.5°	586.2	585.1
180°	589.2	589.2

(END OF REPORT)

Cooper Lighting Solutions Photometric Lab  
1121 Highway 74 South  
Peachtree City, GA 30269

Scaled Data Report

